



The Parents' Guide to Google Classroom

What is Google Classroom?

Think of Google Classroom (GC)
as your child's digital link to learning.

Teachers use GC to share assignments,
homework, newsletters, and much more
with students AND parents!

Getting Started



Your child was provided with a secure login and password that is unique to them.


Getting Started



1

Click on the
[Google Classroom](#)
app.

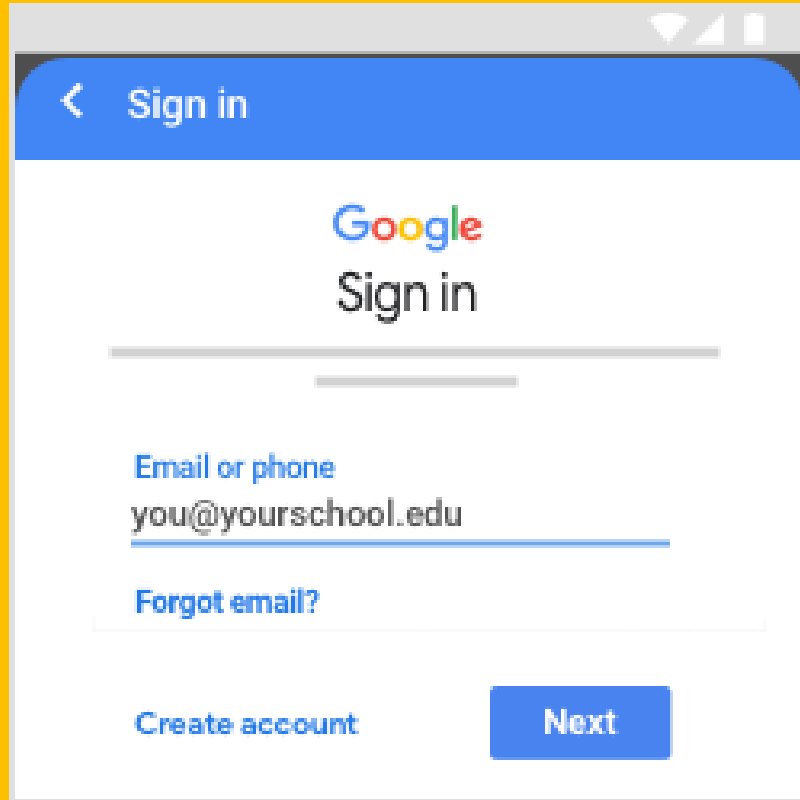
Getting Started



2

Tap [Get Started](#) on the Google Classroom app

Getting Started



3

Click on Add Account and Type in your child's **Google Email address** & click "next."

@mr.wiseacademies.co.uk

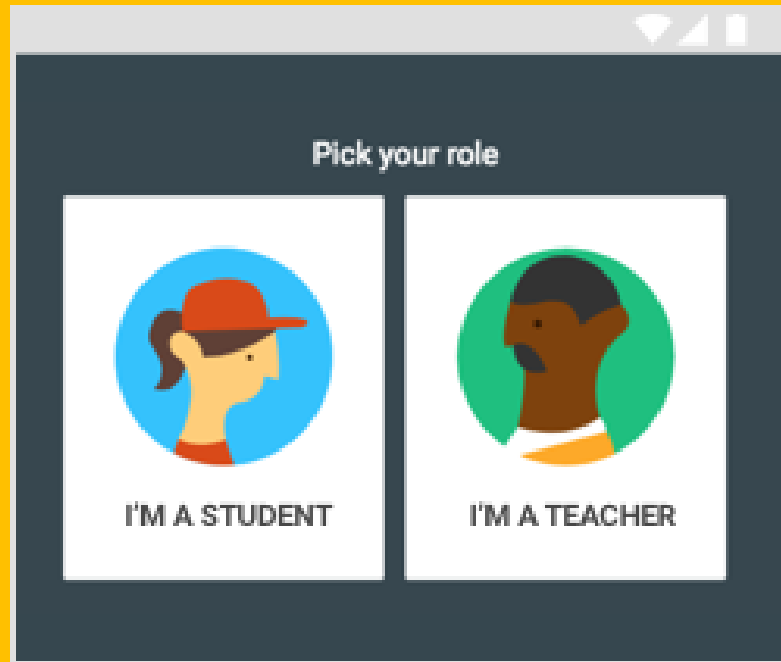
Getting Started

cats

4

Type in your
PASSWORD
& click "next."

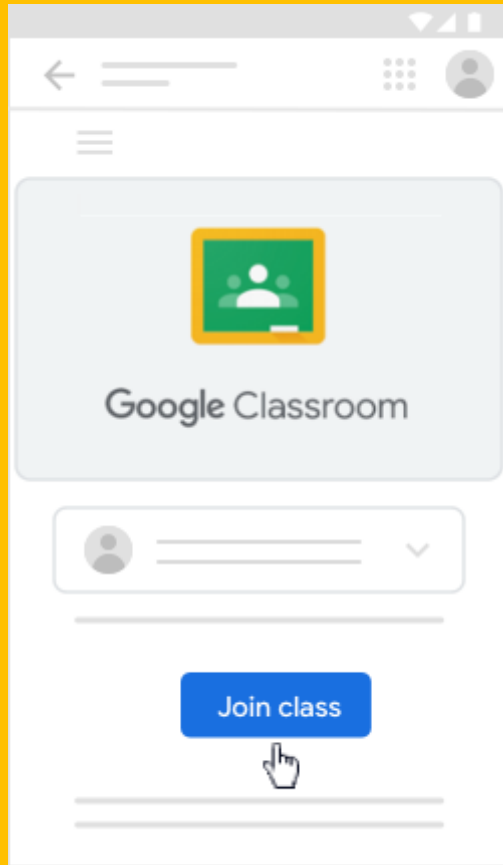
Getting Started



5

Click **I'M A
STUDENT**
& click "next."

Getting Started




6

Click **JOIN CLASS**
& type in **class**
code the teacher
has shared or use
link.

NOW YOU'LL SEE

that you are signed in to your Google Classroom for Education account! Click the Year group.



GOOGLE SUITE

To complete assignments and classwork
other apps need to be downloaded from
the app store



Docs



Sheets



Slides

GOOGLE ICONS TO RECOGNIZE:



CHROME



DOCS



DRIVE



SLIDES



SHEETS



FORMS



CALENDAR



GMAIL



PHOTOS



MAPS



KEEP



CLASSROOM



MEET



HANGOUTS



SITES



CONTACTS



CLOUD



CLOUD SEARCH



YOUTUBE



NEWS



VAULT



MY ACCOUNT



GROUPS

Navigating Classroom

1

Click on the classwork button to see work to be completed.

Writing



Writing - Lesson 3

Due 23 Nov, 16:00

Music



Day 3 Music Lesson 2

No due date


Stream


Classwork


People

Navigating Classroom

2

Click on the stream button to see new updates from the teachers

Writing



Writing - Lesson 3

Due 23 Nov, 16:00

Music



Day 3 Music Lesson 2

No due date



Stream



Classwork

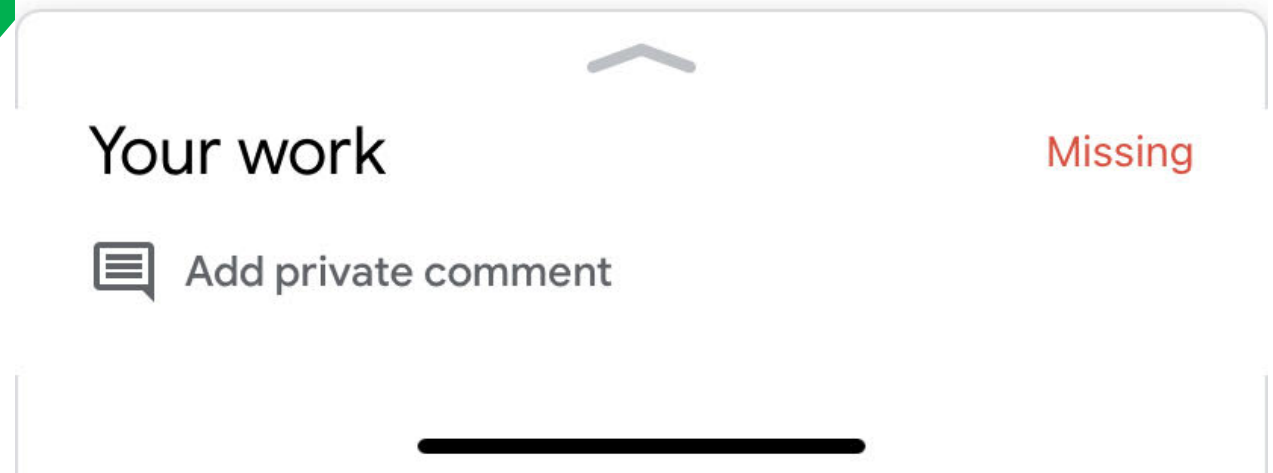


People

Navigating Classroom

3

Your Work
(bottom)
Click to
expand



Navigating Classroom

4

Assignment
details
Click Add
attachment
and Hand in

Your work

Missing



- Writing - Lesson 3



Add attachment

Hand in

Private comments





Add private comment








Navigating Classroom

5

Choose
attachment
and Hand in

-  Drive
-  Link
-  File
-  Pick photo

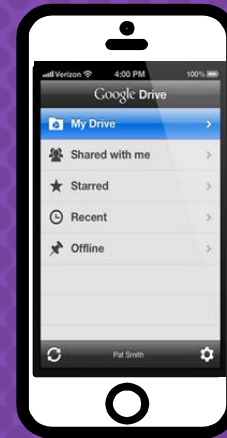
-  Use camera
-  New Docs
-  New Slides
-  New Sheets
-  New PDF

ACCESS

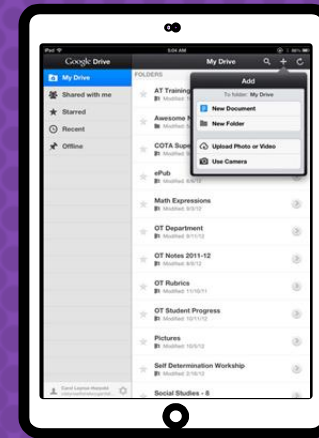
ANYWHERE



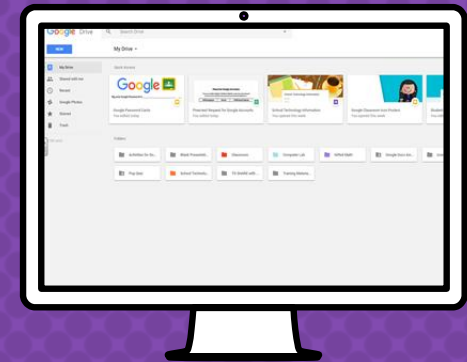
ANDROID



IPHONE



TABLET



DESKTOP



GOOGLE APPS

allow you to edit Google assignments from any device that is connected to the internet!



Download on the
App Store



GET IT ON
Google Play